

Harris County
Department of
Education

Monthly Investment Report

as of October 31, 2018
(unaudited)

Audio Briefing at:

<https://www.showme.com/sh/?h=PHqv25g>



MONTHLY INVESTMENT REPORT (unaudited)

PURPOSE OF REPORT

As of October 31, 2018

- State compliance with state law, HCDE policy and investment strategy.

Texas Government Code, Section 2256, Public Funds Investment Act; and

HCDE CDA (LEGAL) and CDA (LOCAL), Other Revenues: Investments

- Describe investment position at report date.

HCDE Portfolio by Investment Type / PFC Portfolio by Investment Type

- State account or fund for each investment asset.

HCDE Investment Earnings Reports / PFC Investment Earnings Reports

- State book and market value for each investment asset at beginning and end of the period.

HCDE Inventory Report / PFC Inventory Report

- Present a summary statement for each pooled fund group, including beginning market value; additions and changes to market value during the period; and ending market value.

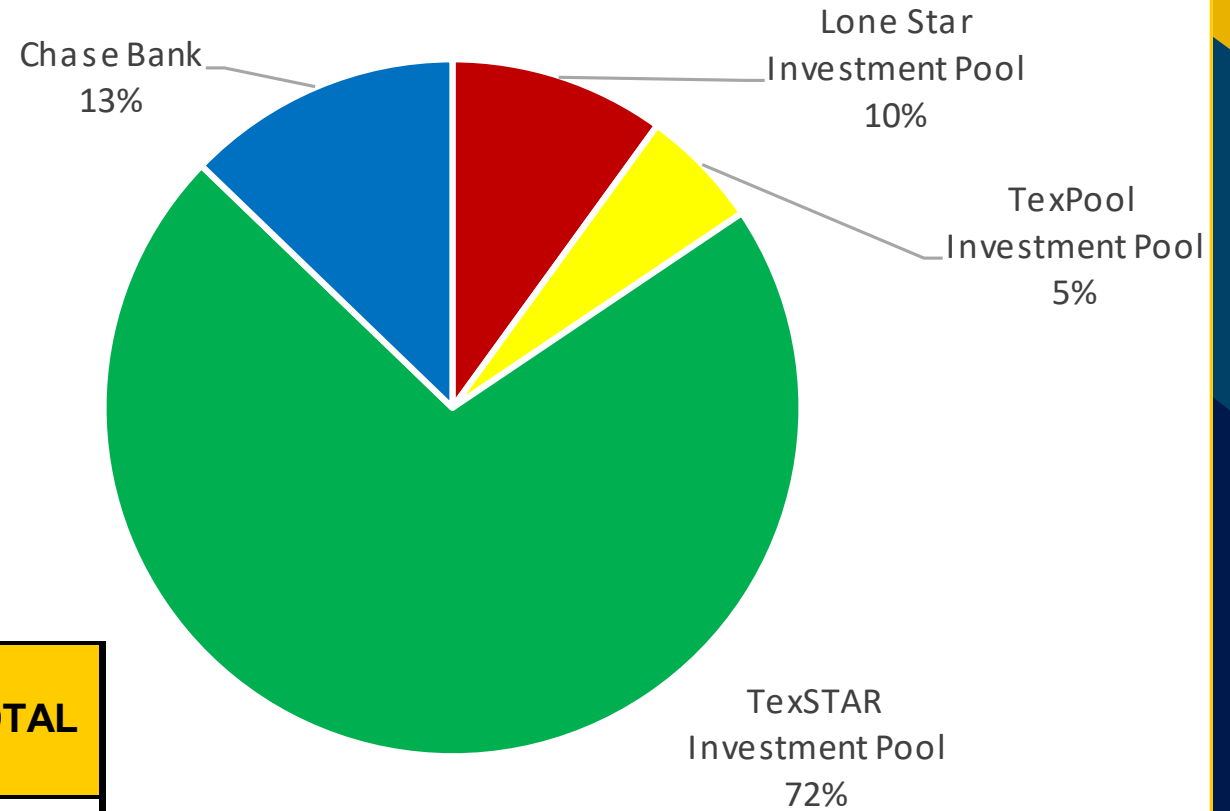
HCDE Inventory Report / PFC Inventory Report



MONTHLY INVESTMENT REPORT (unaudited)
INVESTMENT BY FUND BY TYPE
As of October 31,2018

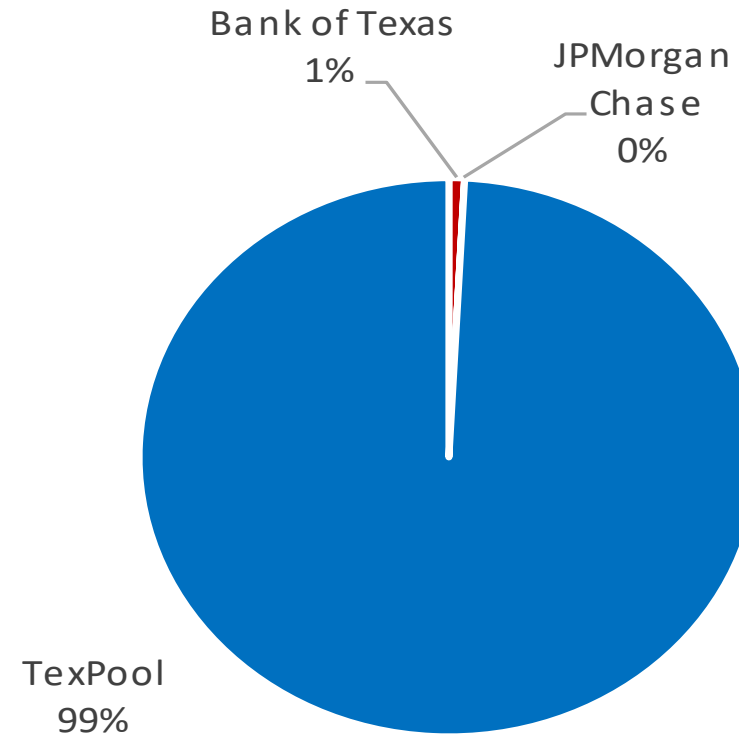
INVESTMENT TYPE	(A) GENERAL FUND	(B) RETIREMENT LEAVE FUND	(C) AGENCY FUNDS	(D) TOTAL HCDE (A)+(B)+(C)	(E) PUBLIC FACILITY CORPORATION	(F) TOTAL FUNDS (D) + (E)
Lone Star Investment Pool	\$ 2,567,154	\$ -	\$ -	\$ 2,567,154	\$ -	\$ 2,567,154
TexPool Investment Pool	890,377	547,724	-	1,438,100	10,665,189	12,103,290
TexSTAR Investment Pool	18,441,977	-	-	18,441,977	-	18,441,977
Bank - Chase (Cash)	3,247,148	-	41,271	3,288,419	873	3,289,292
Bank of Texas - Investment	-	-	-	-	86,534	86,534
Totals	\$25,146,656	\$ 547,724	\$ 41,271	\$25,735,650	\$ 10,752,596	\$36,488,247

MONTHLY INVESTMENT REPORT
(unaudited)
HCDE PORTFOLIO BY INVESTMENT TYPE
As of October 31, 2018



GENERAL FUND INVESTMENT TYPE	AMOUNT INVESTED	% OF TOTAL
Bank Money Market Fund Sweep	\$ 3,288,419	13%
Investment Pools	22,447,232	87%
Totals:	\$ 25,735,650	100%

MONTHLY INVESTMENT REPORT (unaudited) PFC PORTFOLIO INVESTMENT BY TYPE As of October 31, 2018



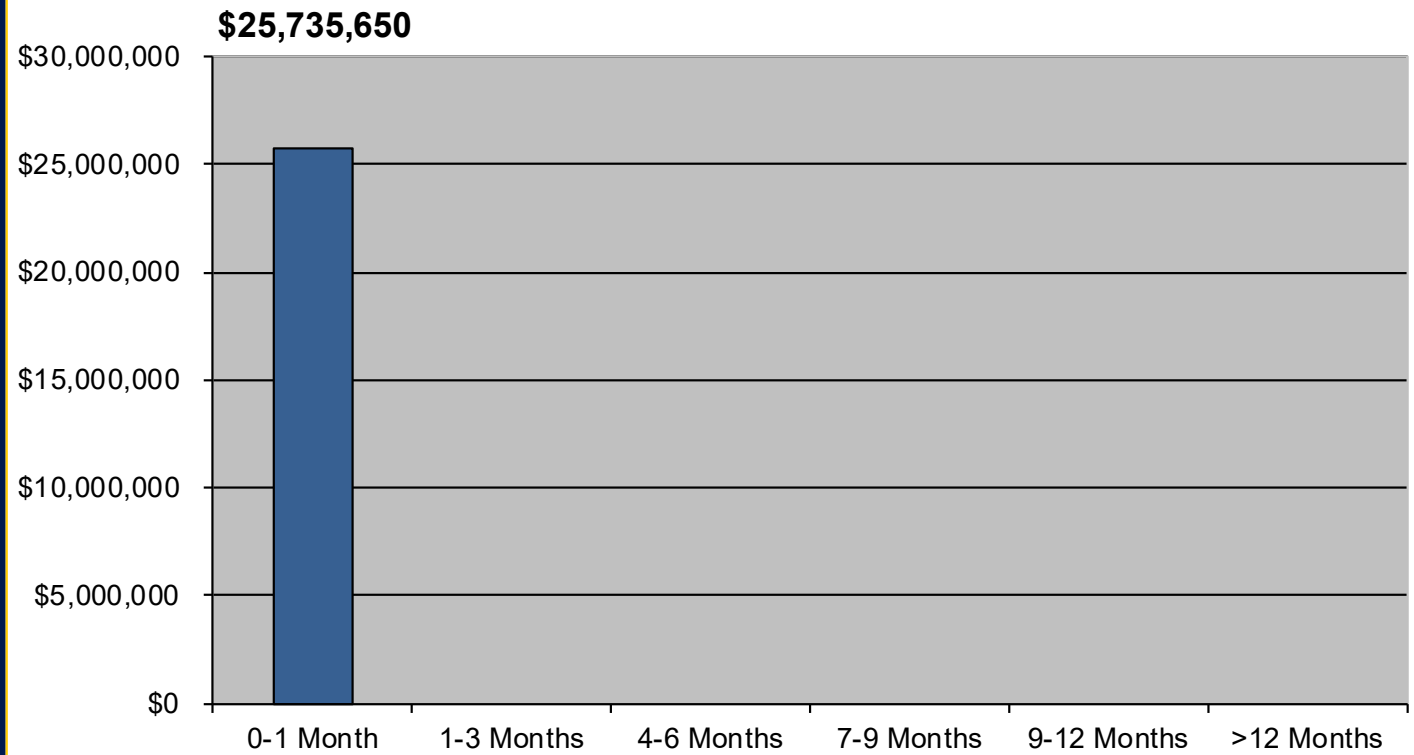
PFC - INVESTMENT TYPE	AMOUNT INVESTED	% OF TOTAL
Bank of Texas Funds	86,631	0.81%
Bank Money Market Fund Sweep	873	0.01%
TexPool Investment Pools	10,664,212	99.19%
Total	10,751,716	100%

MONTHLY INVESTMENT REPORT (unaudited)
HCDE INVESTMENT PORTFOLIO COMPARISON
As of October 31, 2017 and October 31, 2018

	FY 2018	FY 2019	CHANGE FROM A YEAR AGO	% CHANGE
Lone Star Investment Pool	\$ 2,525,892	\$ 2,567,154	\$ 41,262	2%
TexPool Investment Pool	1,414,100	1,438,100	24,000	2%
TexSTAR Investment Pool	12,983,043	18,441,977	5,458,934	42%
Bank - Chase (Cash)	9,815,248	3,288,419	(6,526,829)	-66%
Total	\$26,738,283	\$25,735,650	\$ (1,002,633)	-4%
HCDE - Public Facility Corporation	10,892,635	10,751,716	(140,919)	-1%
Totals	\$37,630,918	\$36,487,366	\$ (1,143,552)	-3%

**MONTHLY INVESTMENT REPORT
(unaudited)
PORTFOLIO INVESTMENT
MATURITY
As of October 31, 2018**

**HARRIS COUNTY DEPARTMENT OF EDUCATION
General Fund Portfolio by Maturity Dates
\$25,735,650 as of October 31, 2018**



**MONTHLY INVESTMENT REPORT
(unaudited)
HCDE AND HCDE - PFC PORTFOLIO
MARKET AND BOOK VALUE
As of October 31,2018**

HCDE	
Book value	\$25,735,650
Market Value	\$25,735,650
Unrealized Gain/(Loss)	\$ -
Fiscal Year-to-Date Earning, HCDE Funds	\$ 83,389
HCDE PFC	
Book value	\$10,751,716
Market Value	\$10,751,716
Unrealized Gain/(Loss)	\$ -
Fiscal Year-to-Date Earning, HCDE Funds	\$ 37,003

**MONTHLY INVESTMENT REPORT
(unaudited)
BEGINNING AND ENDING VALUES /
WAM / YIELD
As of October 31,2018**

Beginning Book Value	\$ 28,254,333
Beginning Market Value	\$ 28,254,333
Beginning Weighted Average to Maturity	1 Day
Ending Book Value	\$ 25,735,650
Ending Market Value	\$ 25,735,650
Earnings for Period	\$41,859
Change in Book Value	\$ (2,518,682)
Change in Market Value	\$ (2,518,682)
Ending Weighted Average to Maturity	1 Day
Period Average Yield	2.155%
Period Average Benchmark **	2.320%

** Benchmark – 13 Week Treasury Bill at Maturity

Note: The Department also maintained an average of \$4,401,081 during September 2018 to yield 0.04276% in earnings credit resulting in savings of \$1,627.93

**MONTHLY INVESTMENT REPORT
(unaudited)
INVESTMENT INTEREST RATES AND
YIELD EARNED
FY2017-18 Compared to FY2018-19**

Month	INV POOLS %	
	FY18	FY19
SEP	.99 - 1.04	1.97 - 2.0
OCT	1.02 - 1.05	2.14 - 2.16
NOV	1.04 - 1.06	-
DEC	1.17 - 1.25	-
JAN	1.25 - 1.32	-
FEB	1.33 - 1.35	-
MAR	1.5 - 1.57	-
APR	1.63 - 1.68	-
MAY	1.70 - 1.73	-
JUN	1.82 - 1.92	-
JUL	1.89 - 1.91	-
AUG	1.91 - 1.93	-

Q&A

I certify that the following information is true and accurate to the best of my knowledge.

/s/ Jesus Amezcuca, Ph.D., CPA, RTSBA, Assistant Superintendent for Business Services

/s/ Rosa Maria Torres, RTSBA, Chief Accounting Officer

/s/ Jaime H. Martinez, MBA, Budget and Business Analyst